



PRODUCT

15" Single Door w/Shelf

Item No. DE-DVR15

DESCRIPTION

Designer Series, Raised Style - 15" Single Right Swing Door w/Shelf

PRODUCT DIMENSIONS

15" WIDTH x23" HEIGHT x4-3/4" DEPTH (PRODUCT SIZE) 13-1/2" WIDTH 21" HEIGHT x3-1/2" DEPTH (CUT-OUT)

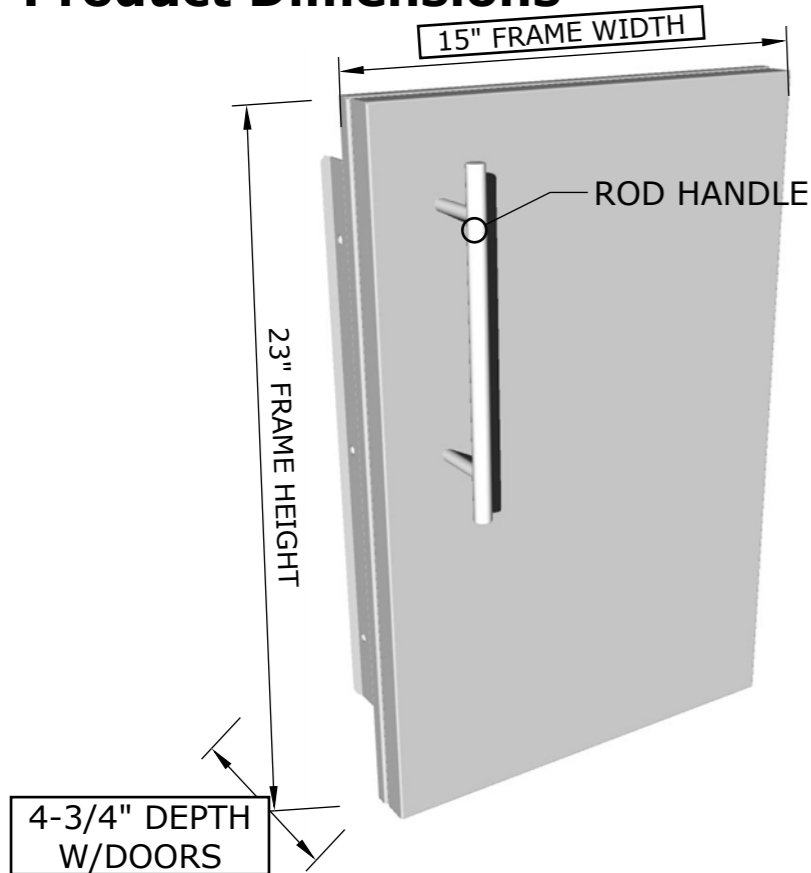
SPECIFICATIONS

Door Frame is made from 16 gauge 304 Stainless Steel, and door panel is made from 18 gauge 304 Stainless Steel. Handle is Solid 304 Stainless Steel.

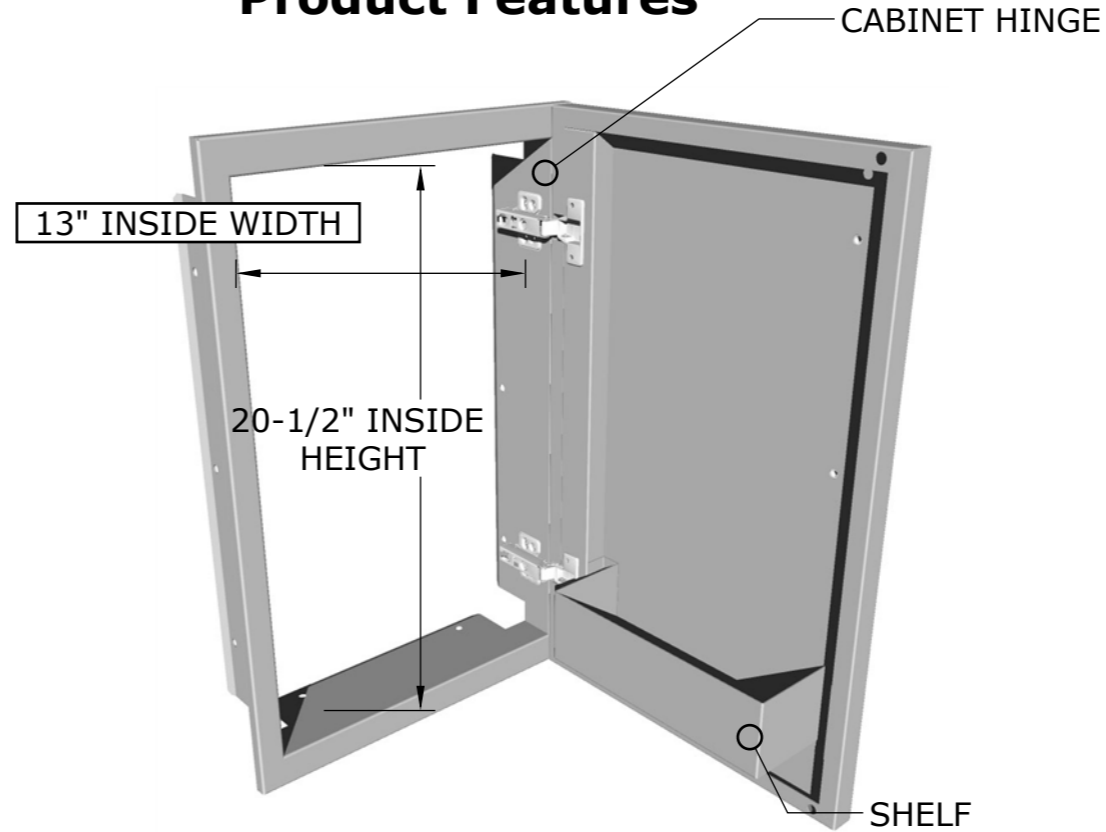
WARRANTY

- EXTERIOR FINISH -----3 YEARS
- ROD HANDLES-----3 YEARS
- CABINET HINGE----- 1 YEAR

Product Dimensions



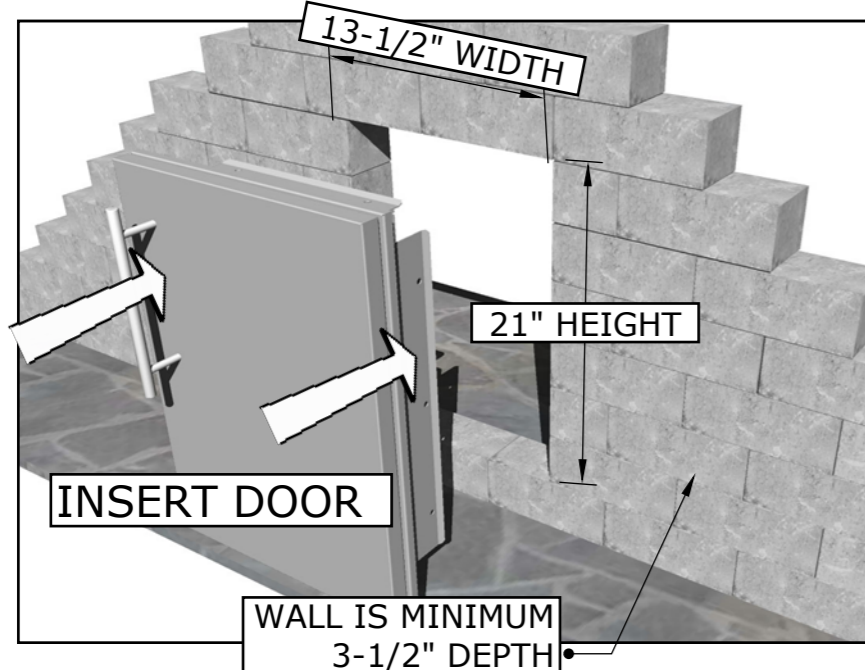
Product Features



Product Installation

ISLAND WALL CUT-OUT SIZE IS 13-1/2" WIDTH BY 21" HEIGHT BY 3-1/2" DEPTH

1 . INSERT COMPONENT



IMPORTANT!! - ROD HANDLES ARE MOUNTED TO INSIDE OF EACH PANEL, YOU MUST UNSCREW EACH ONE AND MOUNT ON OUTSIDE OF DRAWER OR DOOR PANEL.

See SUNSTONE manufacture website for additional product support and product tutorials: www.sunstonemetalproducts.com

2. MOUNT DOOR TO FRAME

